

Available amounts to be disbursed from already committed foreign loans as at 30th Sep. 2018

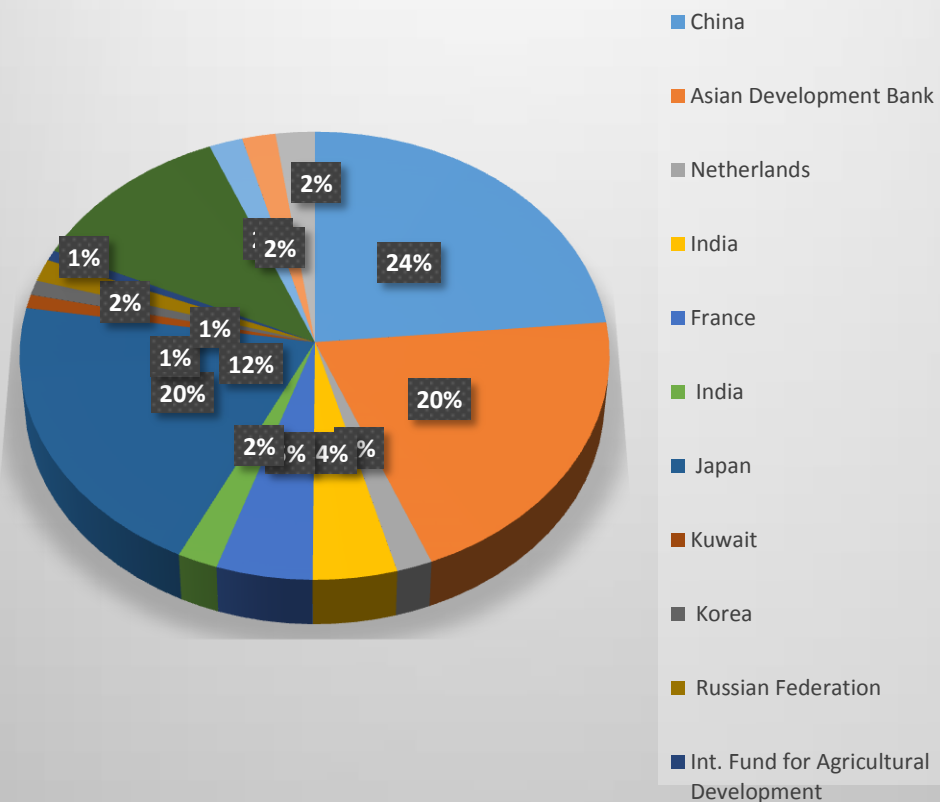
Development Partner	USD Mn *
China	1,968.8
Asian Development Bank	1,699.8
Netherlands	154.9
India	363.3
France	416.0
India	174.4
Japan	1,694.6
Kuwait	82.2
Korea	89.4
Russian Federation	134.7
Int. Fund for Agricultural Development	62.9
World Bank	998.3
OPEC Fund for International Development	162.5
Saudi Fund For Arab Economic Development	162.4
Other	189.9
TOTAL	8,354.1

Source: Department of External Resources

Note: Cross currency conversion rates prevailed on 30th Sep, 2018 were used

* Provisional

Available amounts to be disbursed from already committed foreign loans as at 30th Sep., 2018



Project Loan Disbursements as at 30th September 2018

Development Partner	Amount* (USD Mn)
France	57.5
China	315.5
India	43.2
Japan	106.9
Korea	9.1
Kuwait	10.2
Saudi	13.8
Netherlands	25.8
Austria	12.4
USA	9.4
Other	29.8
Asian Development Bank	353.2
World Bank	152.5
OPEC	14.0
Total Disbursements	1,153.3

Bilateral 632.234
Multilatera 521.112

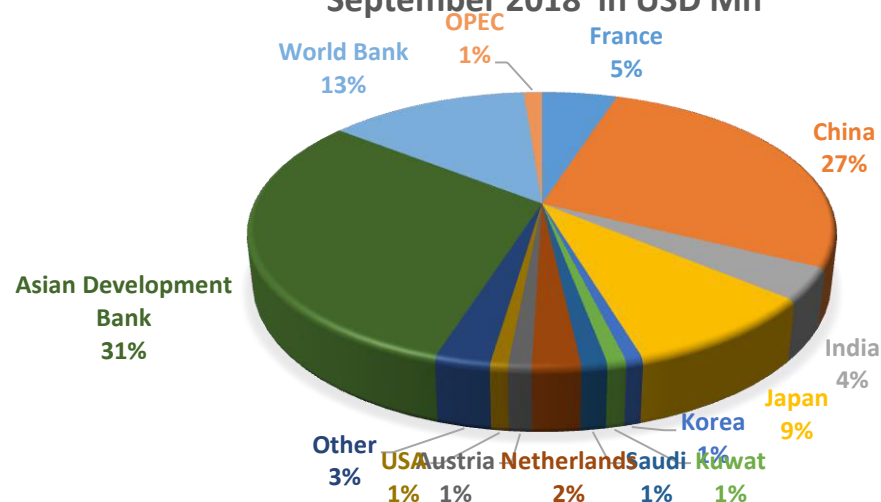
Source: Department of External Resources

Note 1. Disbursements of foreign loans obtained by State Owned Enterprises are not included

2. Cross currency conversion rates prevailed on 30th Sep, 2018 were used

* Provisional

Project base foreign loan disbursements up to end of September 2018 in USD Mn



Donor- wise monthly basis foreign loan disbursements in 2018*(USD Mn)

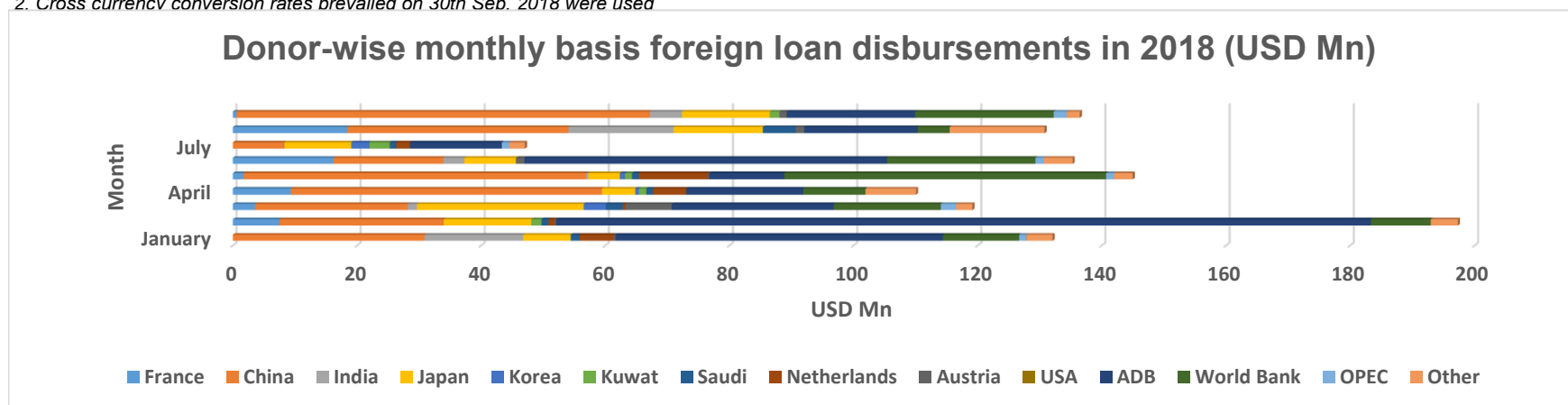
Development Partner	January	February	March	April	May	June	July	August	September
France	0	7.51	3.60	9.37	1.71	16.22	0	18.46	0.58
China	30.88	26.49	24.60	50.09	55.21	17.71	8.29	35.64	66.58
India	15.90	0.00	1.46	0	0.29	3.38	0	16.92	5.21
Japan	7.66	14.09	26.86	5.38	5.16	8.29	10.79	14.38	14.12
Korea	0	0	3.58	0.58	0.83	0	2.89	0	0
Kuwat	0.00	1.62	0	1.18	1.12	0	3.32	0	1.59
Saudi	1.45	1.12	2.75	1.09	1.09	0	1.01	5.30	0
Netherlands	5.49	1.01	0.41	5.36	11.10	0	2.20	0	0
Austria	0.28	0.23	7.45	0	0.25	1.36	0	1.36	1.16
USA	0	0	0	0	0	0	0	0	0
ADB	52.75	131.23	26.07	18.88	12.09	58.45	14.82	18.23	20.67
World Bank	12.28	9.64	17.29	10.00	51.83	23.89	0	5.21	22.32
OPEC	1.15	0	2.43	0	1.26	1.36	1.22	0	2.13
Other	4.24	4.39	2.67	8.16	3.07	4.65	2.54	15.29	2.11
Total Disbursements	132.07	197.334	119.17	110.08	144.997	135.31	47.08	130.78	136.48

Source: Department of External Resources

* Provisional

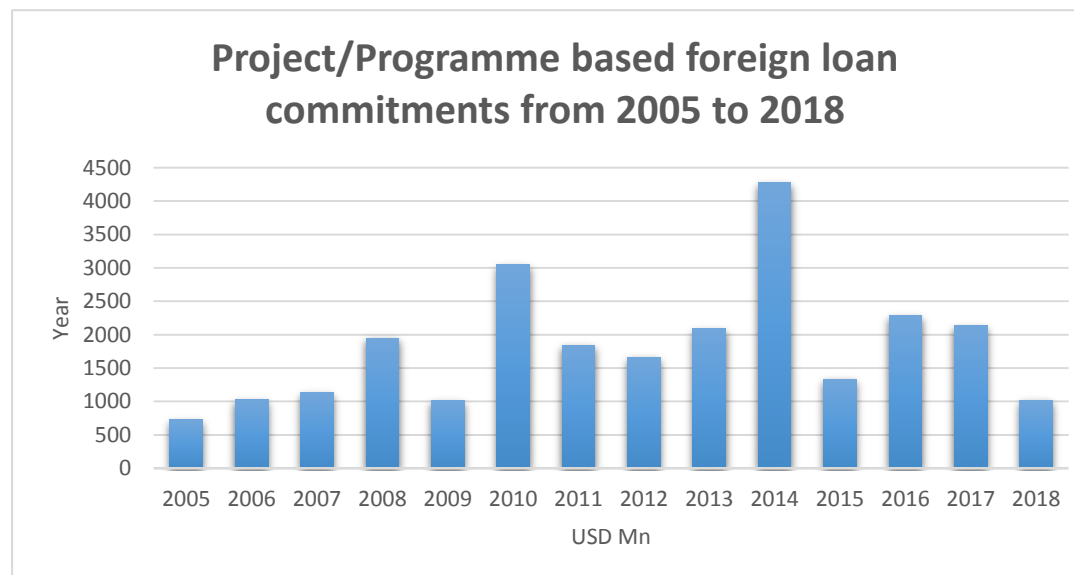
Note: 1. Disbursements of foreign loans obtained by State Owned Enterprises are not included

2. Cross currency conversion rates prevailed on 30th Sep. 2018 were used



Project/Programme based foreign loan Commitments from 2005 to 2018

Year	USD Mn
2005	724
2006	1024
2007	1130
2008	1950
2009	1015
2010	3047
2011	1841
2012	1665
2013	2091
2014	4277
2015	1333
2016	2281
2017	2138
2018	1022



Source: Department of External Resources

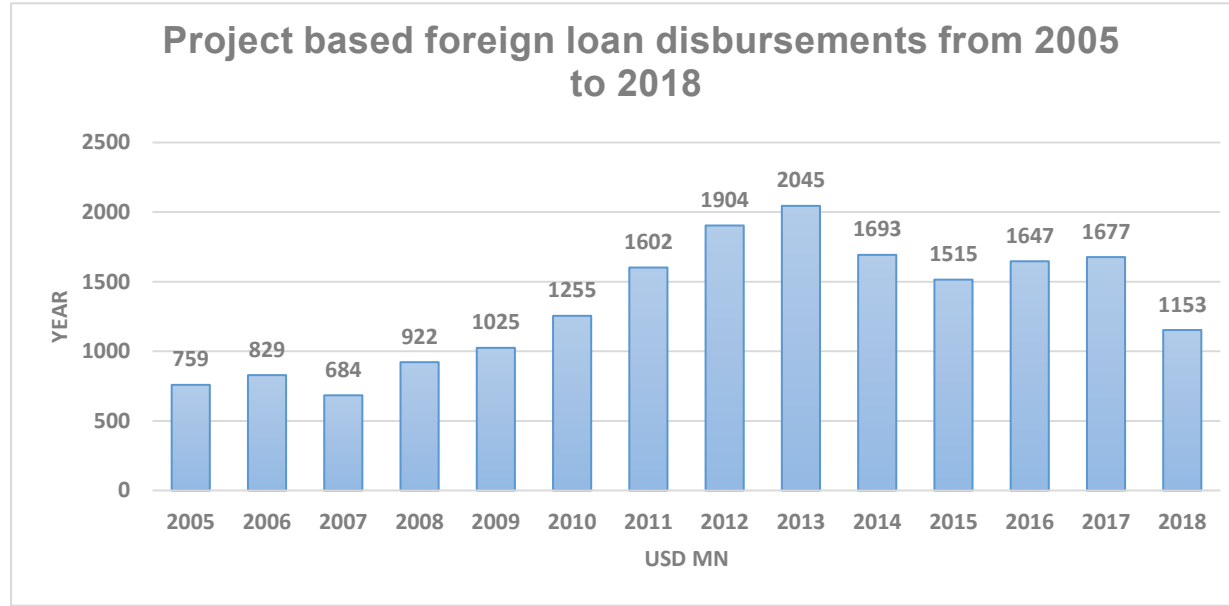
Note 1. Disbursements of foreign loans obtained by State Owned Enterprises are not included

2. Cross currency conversion rates prevailed on 30th Sep, 2018 were used

* Provisional

Project Loan Total Disbursements from 2005 to 2018

Year	USD Mn
2005	759
2006	829
2007	684
2008	922
2009	1025
2010	1255
2011	1602
2012	1904
2013	2045
2014	1693
2015	1515
2016	1647
2017	1677
2018	1153*



Source: Department of External Resources

Note 1: Disbursements of State Owned Enterprises are not included, Exchange rates prevailing to year end exchange rate have been used for calculation

* Provisional

Sovereign Bond Issuances

Date of Issuance	Amount (USD Mn)	Interest Rate (%)	Tenure (Years)	Maturity Date (Bullet repayment)
30/10/2010	1,000	6.25	10	30/10/2020
27/07/2011	1,000	6.25	10	27/07/2021
25/07/2012	1,000	5.875	10	25/07/2022
01.06.2014	1,000	6	5	14/01/2019
04.07.2014	500	5.125	5	04.11.2019
06.03.2015	650	6.125	10	06.03.2025
11.03.2015	1,500	6.85	10	11.03.2025
18/07/2016	1,000	6.825	10	18/07/2026
18/07/2016	500	5.75	5.5	28/01/2022
05.11.2017	1,500	6.2	10	05.11.2027
18/04/2018	1,250	5.75	5	18/04/2023
18/04/2018	1,250	6.75	10	18/04/2028

Source: Department of External Resources

Term Loan Facilities (Syndicated Loans)

Date of Loan Obtained	Amount (USD Mn)	Interest Rate (%)	Tenure (Years)	Maturity (Repaid in tranches)
27/06/2016	700	Libor + 2.5%	3	2019
05.09.2017	450	Libor + 2%	3	2020
08.08.2017	550	Libor + 2%	3	2020
10.12.2018	1000	Libor + 2.56%	8	2026

Source: Department of External Resources